



Lernprogramm



EDS Anpassung für Administratoren





Searching: **University Library Collection**

Keyword ▾

Enter any words to find books, journals and

Search



[Search Options](#) ▶

[Basic Search](#)

[Advanced Search](#)

[Search History](#)

Willkommen beim Tutorial für die Anpassung des EBSCO Discovery Service. Hier sehen wir, welche Anpassungsoptionen für EDS im EBSCOadmin zur Verfügung stehen, mit denen die Administratoren Features und Funktionen für Benutzer ändern können. Wir wissen, dass jede Bibliothek verschiedene Wünsche hat, deshalb bieten wir Ihnen viele einfach zu implementierende Möglichkeiten, EDS auf Ihre Bedürfnisse anzupassen.

Searching: University Library Collection

Keyword ▾

Enter any words to find books, journals and...

Search



Keyword

Title

Author

Basic Search

Advanced Search

Search History

Search Options

Reset

Choose a discipline to search - Beta Release

Disciplines

- | | | | |
|---|--|--|---|
| <input type="checkbox"/> Agriculture & Agribusiness | <input type="checkbox"/> Consumer Health | <input type="checkbox"/> Information Technology | <input type="checkbox"/> Political Science |
| <input type="checkbox"/> Anatomy & Physiology | <input type="checkbox"/> Dance | <input type="checkbox"/> Language & Linguistics | <input type="checkbox"/> Politics & Government |
| <input type="checkbox"/> Anthropology | <input type="checkbox"/> Dentistry | <input type="checkbox"/> Law | <input type="checkbox"/> Power & Energy |
| <input type="checkbox"/> Applied Sciences | <input type="checkbox"/> Diplomacy & International Relations | <input type="checkbox"/> Library & Information Science | <input type="checkbox"/> Psychology |
| <input type="checkbox"/> Architecture | <input type="checkbox"/> Drama & Theater Arts | <input type="checkbox"/> Life Sciences | <input type="checkbox"/> Public Health |
| <input type="checkbox"/> Arts & Entertainment | <input type="checkbox"/> Earth & Atmospheric Sciences | <input type="checkbox"/> Literature & Writing | <input type="checkbox"/> Religion & Philosophy |
| <input type="checkbox"/> Astronomy & Astrophysics | <input type="checkbox"/> Economics | <input type="checkbox"/> Marketing | <input type="checkbox"/> Science |
| <input type="checkbox"/> Biography | <input type="checkbox"/> Education | <input type="checkbox"/> Mathematics | <input type="checkbox"/> Social Sciences & Humanities |
| <input type="checkbox"/> Biology | <input type="checkbox"/> Engineering | <input type="checkbox"/> Military History & Science | <input type="checkbox"/> Social Work |
| <input type="checkbox"/> Biotechnology | <input type="checkbox"/> Environmental Sciences | <input type="checkbox"/> Mining & Mineral Resources | <input type="checkbox"/> Sociology |
| <input type="checkbox"/> Botany | <input type="checkbox"/> Ethnic & Cultural Studies | <input type="checkbox"/> Music | <input type="checkbox"/> Sports & Leisure |
| <input type="checkbox"/> Business & Management | <input type="checkbox"/> Film | <input type="checkbox"/> Nursing & Allied Health | <input type="checkbox"/> Sports Medicine |
| <input type="checkbox"/> Chemistry | <input type="checkbox"/> Forestry | <input type="checkbox"/> Nutrition & Dietetics | <input type="checkbox"/> Technology |
| <input type="checkbox"/> Communication & Mass Media | <input type="checkbox"/> Geography & Cartography | <input type="checkbox"/> Oceanography | <input type="checkbox"/> Veterinary Medicine |
| <input type="checkbox"/> Complementary & Alternative Medicine | <input type="checkbox"/> Geology | <input type="checkbox"/> Pharmacy & Pharmacology | <input type="checkbox"/> Visual Arts |
| <input type="checkbox"/> Computer Science | <input type="checkbox"/> Health & Medicine | <input type="checkbox"/> Physical Therapy & Occupational Therapy | <input type="checkbox"/> Women's Studies & Feminism |
| | <input type="checkbox"/> History | | <input type="checkbox"/> Zoology |

Mit der leistungsfähigen Suchmaschine durchsucht EDS Hunderte von Quellen. Site-Administratoren können Benutzer dabei unterstützen, die Genauigkeit der Ergebnisse zu verbessern. Etwa gibt es für die einfache Suche ein Dropdown Menü, das Benutzern erlaubt, die Suche auf Stichwort, Titel oder Name des Autors zu begrenzen. Ausserdem gibt die Sucheinschränkung nach Disziplinen. Hier kann der Nutzer die Ergebnisse auf eine oder mehrere von fast 70 verfügbaren Disziplinen einschränken

Current Group: Main User Group (main)

Current Site: Demonstration Customer (demo)

Site/Group Maintenance

[Customize Services](#)[Authentication](#)[Holdings Management](#)[Local Collections](#)[Reports & Statistics](#)[Database Title Lists](#)

Customize EBSCO services - [Tutorial](#)

Edit profiles for your library that determine which search options, databases, and collections are available to your patrons.

Choose Profile: EBSCO Discovery Service (eds) - eds
Description (Profile ID) - Interface[Profile Maintenance](#) [View Changes on EBSCO](#)[New Features](#)[Searching](#)[Databases](#)[Viewing Results](#)[Linking](#)[Delivery Options](#)[Multilingual Options](#)[Branding](#)[Viewing Publications](#)

General Settings

Search Modes [Modify](#)

Default Keyword Search Screen

Basic

Show Keyword/Title/Author Radio Buttons

 On Off

Require uppercase Boolean operators (AND, OR, NOT)

 On Off

Display Text-to-Speech

 Yes NoConfigure Text-to-Speech [Modify](#)

Display Discipline Limited Searching

 Yes NoConfigure Discipline Limited Searching [Modify](#)

Spellchecker

 On Off

Um diese Optionen in EBSCOadmin zu aktivieren, melden Sie sich in Ihrem AdminKonto an und wählen Sie das EDS-Profil aus dem Dropdown Menü bei "Choose Profile". Dann wählen Sie die Registerkarte "Searching". Hier können Sie nun das Keyword/Titel/Autor Dropdown-Menü aktivieren. Die Disziplineneinschränkungen sind standardmäßig deaktiviert, aber Sie können sie aktivieren, indem Sie das Optionsfeld YES auswählen. Klicken Sie auf Modify, um die Anzeige der einzelnen Disziplinen zu ändern.

Choose Profile: EBSCO Discovery Service (eds) - eds

[Profile Maintenance](#)

 [View Changes on EBSCO](#)

Description (Profile ID) - Interface

- New Features
- Searching
- Databases
- Viewing Results
- Linking
- Delivery Options
- Multilingual Options
- Branding
- Viewing Publications

Configure Discipline Limited Searching

Discipline	Default	Show
Agriculture & Agribusiness	<input type="radio"/> On <input checked="" type="radio"/> Off	<input checked="" type="checkbox"/>
Anatomy & Physiology	<input type="radio"/> On <input checked="" type="radio"/> Off	<input checked="" type="checkbox"/>
Anthropology	<input type="radio"/> On <input checked="" type="radio"/> Off	<input checked="" type="checkbox"/>
Applied Sciences	<input type="radio"/> On <input checked="" type="radio"/> Off	<input checked="" type="checkbox"/>
Architecture	<input type="radio"/> On <input checked="" type="radio"/> Off	<input checked="" type="checkbox"/>
Arts & Entertainment	<input type="radio"/> On <input checked="" type="radio"/> Off	<input checked="" type="checkbox"/>
Astronomy & Astrophysics	<input type="radio"/> On <input checked="" type="radio"/> Off	<input checked="" type="checkbox"/>
Biography	<input type="radio"/> On <input checked="" type="radio"/> Off	<input checked="" type="checkbox"/>
Biology	<input type="radio"/> On <input checked="" type="radio"/> Off	<input checked="" type="checkbox"/>
Biotechnology	<input type="radio"/> On <input checked="" type="radio"/> Off	<input checked="" type="checkbox"/>
Botany	<input type="radio"/> On <input checked="" type="radio"/> Off	<input checked="" type="checkbox"/>
Business & Management	<input type="radio"/> On <input checked="" type="radio"/> Off	<input checked="" type="checkbox"/>
Chemistry	<input type="radio"/> On <input checked="" type="radio"/> Off	<input checked="" type="checkbox"/>

Die Einschränkung nach Disziplinen erlaubt es den Nutzern, nur themenrelevante Ergebnisse aus bestimmten Disziplinen anzuzeigen. Beispielsweise könnte eine Medizinische Klinik standardmässig nur naturwissenschaftliche Disziplinen auswählen (im EBSCOadmin auf **ON** stellen). Disziplinen, die oben bei **Show** angeklickt sind, werden dem Nutzer zur Auswahl angezeigt.

Internet Resource
TD145
Available

UGA Libraries - Hours & Directions

Content Provider

<input type="checkbox"/> Name	Hit Count
<input checked="" type="checkbox"/> All Providers	
<input type="checkbox"/> NewsBank	703,639
<input type="checkbox"/> General OneFile	244,158
<input type="checkbox"/> NewsBank - Archives	203,488
<input type="checkbox"/> Newspaper Source Plus	191,483
<input type="checkbox"/> Academic OneFile	128,569
<input type="checkbox"/> ScienceDirect	68,327
<input type="checkbox"/> eBook Collection (EBSCOhost)	68,142
<input type="checkbox"/> Environment Complete	65,201

Update
Cancel

6. **Global warming** : looking beyond Kyoto / Ernesto Zedillo, editor.

[Global warming controversy](#)
The *global warming*

Während der Einrichtung Ihres EDS Setups wählen Sie (üblicherweise mit Hilfe eines Fragebogens) aus, welche EBSCO-Partner-Datenbanken Sie als Teil des Index durchsuchen möchten (diese sind dann sichtbar für die Nutzer in der Facette "Content Provider"). Im Laufe eines Jahres kommen aber auch neue Datenbanken dazu. Diese werden nicht automatisch dem EDS Profil hinzugefügt. Der Administrator sollte also regelmässig die Datenbankenliste im EBSCOadmin überprüfen, oder zumindest das automatische Hinzufügen neuer Datenbanken aktivieren.

New Features		Searching		Databases		Viewing Results		Linking		Delivery Options		Multilingual Options		Branding		Viewing Publications	
Show :		Enabled		<input checked="" type="radio"/> New Content Automatically Enabled : <input checked="" type="radio"/> Yes <input type="radio"/> No													
Order	Customize Databases on Current Profile						Enable	Default to Search	Databases Mode	Access End Date							
Discovery Service Sources																	
	EDS Demo Catalog – US - U of Georgia (cat02060a)						<input checked="" type="radio"/> On <input type="radio"/> Off		Sale	9/28/2020 8:30:00 AM							
	Academic OneFile (edsgao)						<input checked="" type="radio"/> On <input type="radio"/> Off		Sale	9/28/2020 8:30:00 AM							
	Academic Search Complete (a9h)						<input checked="" type="radio"/> On <input type="radio"/> Off		Sale	9/28/2020 8:30:00 AM							
	AgeLine (gnh)						<input checked="" type="radio"/> On <input type="radio"/> Off		Sale	9/28/2020 8:30:00 AM							
	Agricola (agr)						<input checked="" type="radio"/> On <input type="radio"/> Off		Sale	9/28/2020 8:30:00 AM							
	AGRIS (edsagr)						<input checked="" type="radio"/> On <input type="radio"/> Off		Sale	9/28/2020 8:30:00 AM							
	Alexander Street Press (edsasp)						<input checked="" type="radio"/> On <input type="radio"/> Off		Sale	9/28/2020 8:30:00 AM							
	Alt HealthWatch (awh)						<input checked="" type="radio"/> On <input type="radio"/> Off		Sale	9/28/2020 8:30:00 AM							
	American Theological Library Association (ATLA) Historical Monographs Collection: Series 1 (h7h)						<input checked="" type="radio"/> On <input type="radio"/> Off		Sale	2/29/6000 8:30:00 AM							
	American Theological Library Association (ATLA) Historical Monographs Collection: Series 2 (h8h)						<input checked="" type="radio"/> On <input type="radio"/> Off		Sale	8/31/2020 8:30:00 AM							
	Arts & Humanities Citation Index (edswah)						<input checked="" type="radio"/> On <input type="radio"/> Off		Sale	9/28/2020 8:30:00 AM							
	ARTstor Digital Library (edsart)						<input checked="" type="radio"/> On <input type="radio"/> Off		Sale	9/28/2020 8:30:00							

In der Registerkarte Datenbases können Sie die durchsuchbaren Metadaten manuell verwalten, indem Sie einzelne Datenbanken ON oder OFF schalten. Alle abgeschalteten Datenbanken finden Sie dann oben links im Dropdownmenü "Disabled". Sie können hier aber auch einstellen, daß neue Datenquellen automatisch aktiviert werden sollen. Dazu stellen Sie "New Content automatically enabled" auf YES.

Limit To

- Full Text
- Scholarly (Peer Reviewed) Journals
- Available in Library Collection

1824 Publication Date 2014



Show More

Source Types

- All Results
- Academic Journals (441,972)
- News (234,143)
- Magazines (203,730)
- Books (113,351)
- eBooks (72,459)

Show More

Publication

Subject

Language

Geography

Location

eBook Full Text Download (Offline)

Table of Contents Most Relevant Pages From This eBook

2. [Global warming \[electronic resource\] : engineering solutions / edited by İbrahim Dinçer ... \[et al.\]](#)



Book

New York ; London : Springer, c2010. 01/01/2010 1 online resource. Language: English, Database: EDS Demo Catalog – US - U of Georgia
Subjects: Green technology; Global warming -- Prevention

[Retrieve Catalog Item](#)

Location	Call No.	Status
Internet Resource UGA Libraries - Hours & Directions	TD145	Available

3. [Global warming : the complete briefing / Sir John Houghton](#)



Book

By: Houghton, J. T.. Cambridge ; New York : Cambridge University Press, 2009. 01/01/2009 xviii, 438 p. : col. ill., col. maps, ports. ; 25 cm. Language: English, Database: EDS Demo Catalog – US - U of Georgia

Subjects: Global warming; Climatic changes

[Retrieve Catalog Item](#)

Location	Call No.	Status
Science 3rd floor UGA Libraries - Hours & Directions	QC981.8.G56 H68 2009	Available

4. [Global warming : a very short introduction / Mark Maslin](#)



By: Maslin, Mark. Oxford ; New York : Oxford University Press, c2009. 01/01/2009 192 p. : ill., plans ; 18 cm. Language: English, Database: EDS Demo Catalog – US - U of Georgia

Subjects: Global warming

Digital Public Library of America



Global warming - just hot air?



Expansion of the Hadley cell under...



The road from global warming to a ...



Global warming and the greenhouse ...

[Find More at the Digital Public Library of America](#)

[Take a Survey](#)

The staff would like your feedback on the new **Library Discovery Search**. This will be helpful going forward as we find the most useful way to use this powerful search tool!

[Yes, I will help out!](#)

Die indizierten Inhalte des EDS index sind nur ein Aspekt Ihrer Discovery Erfahrung. EDS kann so konfiguriert werden, dass online-Referenzdienste, soziale Netzwerke und andere elektronische Dienstleistungen nahtlos zusammenarbeiten. Um dies zu erreichen, sollten Sie **Widgets** nutzen. **Widgets** können in der rechten Spalte der Ergebnisliste oder auch in der Detailansicht einzelner Artikel angezeigt werden, um die erste Suche zu erweitern oder zusätzliche Informationen bereitzustellen.

Message for Titles Outside of Local Collection	<input type="text"/> <input type="checkbox"/> Change All
Configure Supplemental Book Jacket Sources for Catalog Records	Modify
Enhance Catalog Records	<input checked="" type="radio"/> Yes <input type="radio"/> No
Related Information	Modify
Widgets	Modify
Worldcat Holdings Widgets	Modify
Worldcat Widget Strings	Modify
Open "Content Provider" by default	<input type="radio"/> Yes <input checked="" type="radio"/> No
Edit Content Provider Label	<input type="text" value="Content Provider"/>
Default Display for Breadbox	<input type="radio"/> Collapsed <input checked="" type="radio"/> Expanded
Clear Find Field after Searching	<input type="radio"/> Yes <input checked="" type="radio"/> No
Apply Location Limiter Defaults to Catalog Holdings Table	<input checked="" type="radio"/> Yes <input type="radio"/> No
Customize Catalog Holdings Table Headings	Modify
Folders Settings	
Preferred Sort Order for Folder List Results	<input type="text" value="Date Added"/> ▾
Shared Folders	<input checked="" type="radio"/> On <input type="radio"/> Off

Widgets können in der der Registerkarte "Viewing Results" verwaltet werden. Dazu gehen Sie auf Widgets – Modify und geben Sie den HTML Code für ein Widget ein. Code – Beispiele und finden Sie im EDSwiki (edswiki.ebscohost.com) oder über unseren Support.

Current Group: EDS Demo (edsacad)

Current Site:

Site/Group Maintenance

[Customize Services](#)[Authentication](#)[Holdings Management](#)[Local Collections](#)[Reports & Statistics](#)[Database Title Lists](#)**Customize EBSCO services - [Tutorial](#)**

Edit profiles for your library that determine which search options, databases, and collections are available to your patrons.

Choose Profile: EDS Demo - eds

Description (Profile ID) - Interface

Learn more about

[Integrated Search](#)[Profile Maintenance](#)[View Changes on EBSCO](#)[New Features](#)[Searching](#)[Databases](#)[Viewing Results](#)[Linking](#)[Delivery Options](#)[Multilingual Options](#)[Branding](#)[Viewing Publications](#)

Custom Widgets for:

- Result List
- Result List**
- Detailed Record
- eBook Collection

[Add Item](#)

Order	Feature Area	Edit Custom Widget	Default to Open	Show	Delete
1	Digital Public Library of America	Modify	<input checked="" type="radio"/> Yes <input type="radio"/> No	<input checked="" type="checkbox"/>	<input type="button" value="X"/>
2	Take a Survey	Modify	<input type="radio"/> Yes <input checked="" type="radio"/> No	<input checked="" type="checkbox"/>	<input type="button" value="X"/>
4	A Drop-Down Search Box	Modify	<input type="radio"/> Yes <input checked="" type="radio"/> No	<input checked="" type="checkbox"/>	<input type="button" value="X"/>
5	Springer Images	Modify	<input type="radio"/> Yes <input checked="" type="radio"/> No	<input checked="" type="checkbox"/>	<input type="button" value="X"/>
7	WorldCat	Modify	<input type="radio"/> Yes <input checked="" type="radio"/> No	<input checked="" type="checkbox"/>	<input type="button" value="X"/>
8	Credo Reference	Modify	<input type="radio"/> Yes <input checked="" type="radio"/> No	<input checked="" type="checkbox"/>	<input type="button" value="X"/>
10	Wikipedia Search	Modify	<input checked="" type="radio"/> Yes <input type="radio"/> No	<input checked="" type="checkbox"/>	<input type="button" value="X"/>
11	MeSH	Modify	<input type="radio"/> Yes <input checked="" type="radio"/> No	<input checked="" type="checkbox"/>	<input type="button" value="X"/>

Wenn Sie auf **Widgets – Modify** geklickt haben, wählen Sie den Widgettyp aus: **Result List** (Ergebnisliste – Darstellung in der rechten Spalte) oder **Detailed Record** (Darstellung in der Detailansicht eines Datensatzes nach Titelnklick) . Danach gehen Sie auf **Add Item** .



Searching: **University Library Collection**

Keyword ▾

Enter any words to find books, journals an

Search



[Search Options](#) ▶

[Basic Search](#)

[Advanced Search](#)

[Search History](#)

Zusätzliche Funktionen können auch mithilfe der Symbolleiste am oberen Rand des Bildschirms hinzugefügt werden. Hier können Sie Links zu vorhandenen Bibliotheksressourcen hinzufügen, z.B. Ihre KnowledgeBase, Bibliothekshomepage oder "Ask a Librarian" Angebote.

New Features | Searching | Databases | Viewing Results | Linking | Delivery Options | Multilingual Options | Branding | Viewing Publications

Customize EBSCO Toolbar

Toolbar Left Side

Position One | Position Two | Position Three | Position Four

Toolbar Right Side

Position One | Position Two | Position Three | Position Four

Toolbar: Left Side

Add New Item : -- Left Toolbar --

















Order(Position)	Item Type	Label	URL	Remove
<input type="text" value="1"/>	New Search	<input type="text" value="New Search"/>		<input type="button" value="X"/>
<input type="text" value="2"/>	Images	<input type="text" value="Multimedia"/>		<input type="button" value="X"/>
<input type="text" value="3"/>	EBSCO A-Z	<input type="text" value="A-to-Z Publications Locator"/>		<input type="button" value="X"/>




























Toolbar: Right Side

Add New Item :
-- Right Toolbar --
-- Right Toolbar --
Add Custom Item














Order(Position)	Item Type	Label	URL	Remove
<input type="text" value="1"/>	Sign In	<input type="text" value="Sign In"/>		<input type="button" value="X"/>
<input type="text" value="2"/>	Folder	<input type="text" value="Folder"/>		<input type="button" value="X"/>
<input type="text" value="3"/>	Preferences	<input type="text" value="Preferences"/>		<input type="button" value="X"/>
<input type="text" value="4"/>	Language	<input type="text" value="Language"/>		<input type="button" value="X"/>
<input type="text" value="5"/>	Ask-A-Librarian	<input type="text" value="Ask-A-Librarian"/>		<input type="button" value="X"/>
<input type="text" value="6"/>	New Features	<input type="text" value="New Features"/>		<input type="button" value="X"/>
<input type="text" value="7"/>	Help	<input type="text" value="Help"/>		<input type="button" value="X"/>

Diese Einstellungen können Sie im Reiter "Branding" und dann "Customize EBSCO Toolbar" durchführen. Sie können neue Links entfernen, hinzufügen oder auch die Reihenfolge der Links ändern.

EBSCOhost Mobile			
EBSCOhost Result List (6 min)			
Introduction to EBSCOhost (7 min)			
My EBSCOhost Folders (5 min)			
Reading an Article in EBSCOhost (3 min)			
Using EBSCOhost Search History (3 min)			

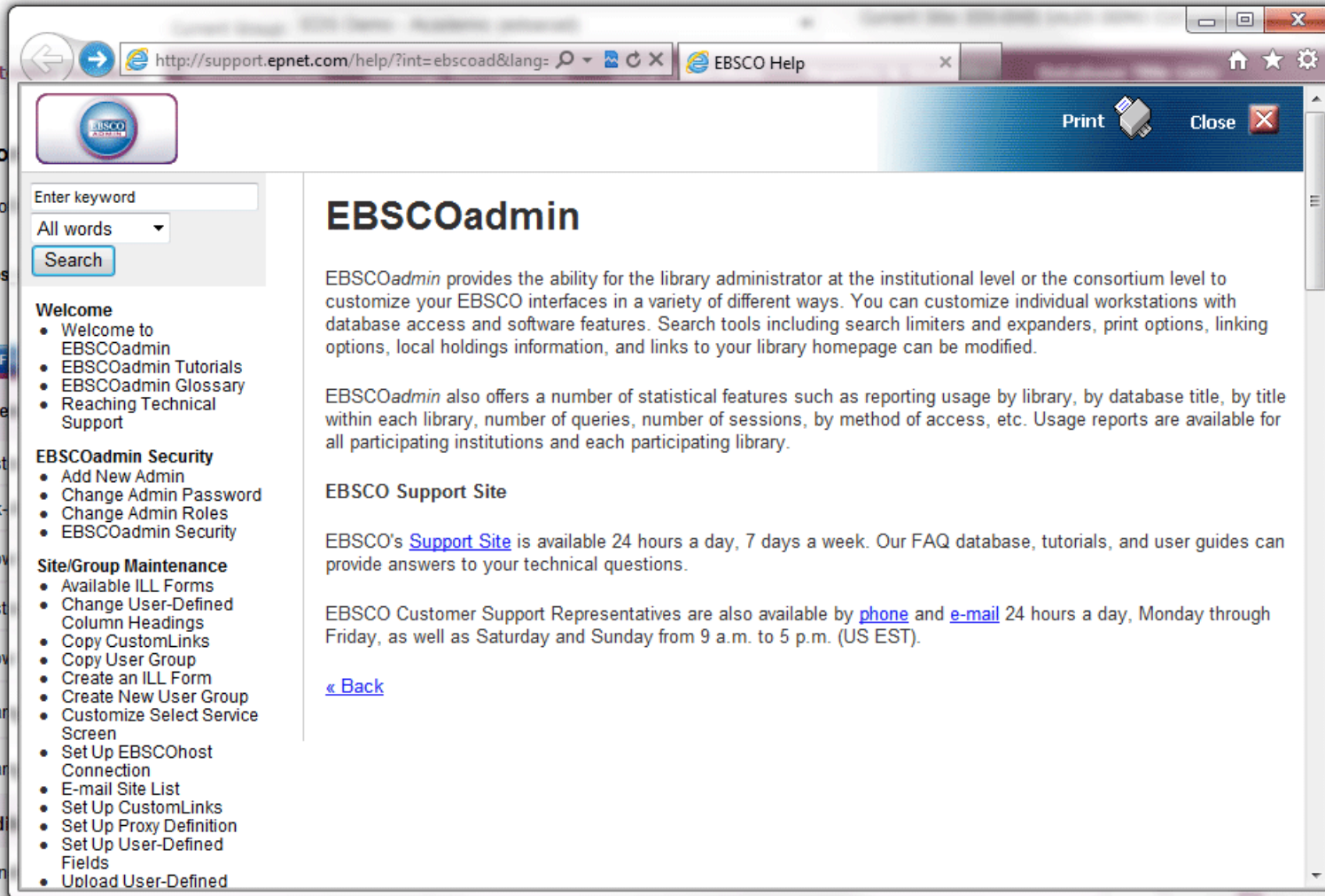
EBSCOadmin Tutorials			
Authentication (6 min)			
Branding (6 min)			
Creating Profiles			
Creating User Groups (5 min)			
Customize Services (7 min)			
EBSCOadmin Security (4 min)			
Grouping Databases by Subject (4 min)			
Holdings Management (5 min)			
How To Create A Local Collection (6 min)			
Multilingual Options (3 min)			
Reports & Statistics (5 min)			
Setting up an A-to-Z with LinkSource CustomLink			
Using EBSCO's Search Box Builder Tool (6 min)			
Using EBSCO's Search Box Builder Tool (EDS Version)			

Novelist Tutorials

eBooks and Audiobooks Tutorials			
EBSCO Audiobooks (5 min)			
EBSCO eBooks - Downloading (4 min)			
EBSCO eBooks - Searching (4 min)			
EBSCO eBooks - eBooks on your iPad			
EBSCO eBooks - Adding EBSCOhost to GOBI and Your Approval Plan Profile			
<i>EBSCOhost Collection Manager:</i>			
EBSCOhost Collection Manager-Approver Functions			
EBSCOhost Collection Manager-Selector Functions			
EBSCOhost Collection Manager - Patron Driven Acquisition			
EBSCO eBooks - ECM Price Check for eBooks			
How do I search for a book in ECM?			
How do I order a book in ECM as an Approver?			
How do I Submit a book for Approval?			
How do I upgrade my existing books in ECM?			
How do I create a PDA in ECM?			
How do I add more deposit money to my PDA in ECM?			
How do I add additional new books to an active PDA in ECM?			
How can I adjust the settings for my PDAs?			

Tutorials for Hospital & Medical Audiences			
CINAHL Databases - Basic Searching Tutorial (4 min)			

Informationen zu weiteren EBSCOadmin Einstellungsmöglichkeiten finden Sie auf der EBSCO Support Seite (support.ebsco.com)



The screenshot shows a browser window with the URL <http://support.epnet.com/help/?int=ebscoad&lang=>. The page title is "EBSCO Help". The main content area is titled "EBSCOadmin" and contains the following text:

EBSCOadmin provides the ability for the library administrator at the institutional level or the consortium level to customize your EBSCO interfaces in a variety of different ways. You can customize individual workstations with database access and software features. Search tools including search limiters and expanders, print options, linking options, local holdings information, and links to your library homepage can be modified.

EBSCOadmin also offers a number of statistical features such as reporting usage by library, by database title, by title within each library, number of queries, number of sessions, by method of access, etc. Usage reports are available for all participating institutions and each participating library.

EBSCO Support Site

EBSCO's [Support Site](#) is available 24 hours a day, 7 days a week. Our FAQ database, tutorials, and user guides can provide answers to your technical questions.

EBSCO Customer Support Representatives are also available by [phone](#) and [e-mail](#) 24 hours a day, Monday through Friday, as well as Saturday and Sunday from 9 a.m. to 5 p.m. (US EST).

[« Back](#)

The left sidebar contains a search box with the text "Enter keyword", a dropdown menu set to "All words", and a "Search" button. Below the search box are several categories of links:

- Welcome**
 - Welcome to EBSCOadmin
 - EBSCOadmin Tutorials
 - EBSCOadmin Glossary
 - Reaching Technical Support
- EBSCOadmin Security**
 - Add New Admin
 - Change Admin Password
 - Change Admin Roles
 - EBSCOadmin Security
- Site/Group Maintenance**
 - Available ILL Forms
 - Change User-Defined Column Headings
 - Copy CustomLinks
 - Copy User Group
 - Create an ILL Form
 - Create New User Group
 - Customize Select Service Screen
 - Set Up EBSCOhost Connection
 - E-mail Site List
 - Set Up CustomLinks
 - Set Up Proxy Definition
 - Set Up User-Defined Fields
 - Upload User-Defined

Viele Hinweise finden Sie auch im HELP Menü in der oberen Seitenleiste oder im Fragezeichen hinter dem Suchfeld (derzeit nur auf Englisch)



Weitere Informationen unter:
support.ebsco.com